


Transport Topics

TOP

100

FOR-HIRE
CARRIERS 2011



Driving Success Beyond the Road

The success of your business takes place on and off the road. Polk's data-driven solutions for the commercial vehicle industry help you forecast and optimize parts demand, identify emerging market trends and reach your best prospects.



Polk.

1.800.Go.4.Polk
www.polk.com



A Word From the Publisher

The trucking industry has been staring down a driver shortage for years. Now, with demand for freight hauling increasing and many of the nation's largest for-hire carriers unable or unwilling to expand their fleets, we may be approaching a real turning point in how shippers and carriers respond to a potentially crippling capacity crunch.

As Daniel P. Bearth, our senior features editor, reports in the 2011 edition of *Transport Topics' Top 100 For-Hire Carriers*, it's clear that trucking executives believe that freight rates must rise so they can offer higher pay to their existing drivers and entice new people to become truck drivers.

"In the long run, driver wages need to increase," said Steve O'Kane, president of A. Duie Pyle Inc., a regional less-than-truckload carrier that operates in the Northeast and Mid-Atlantic states.

Many carriers are stepping up efforts to recruit and train new drivers, with both A. Duie Pyle and Con-way Freight targeting workers already employed on the loading dock or in warehouses.

But higher pay and more intense recruiting isn't all that will be required to address the driver shortage.

As O'Kane and other trucking executives explained, carriers need to make the job of driving trucks more appealing, and that can only be done with help from shippers and receivers.

"Shippers have the ability to make their freight more driver friendly," said Mark Rourke, president of truckload services for Schneider National Inc. "Pickup and delivery flexibility is a key area that could be used to help maximize driver hours and provide more capacity."

Proposed changes in federal regulations that limit the number of hours a driver can spend behind the wheel each day will play a critical role in shaping the new operating environment for freight haulers.

If the maximum drive time is reduced from 11 hours

to 10, Sidney Brown, chief executive officer of NFI Industries, said 20% of the company's current truck routes would require drivers to lay over.

"That means we will need more drivers and equipment to do the same amount of work," Brown said. "This will force rates up and exacerbate the driver shortage issue."

William Ward, president of Ward Trucking, said the change would necessitate a change in the way freight is moved to include more relays of loads on many line-haul routes.

"We need more flexibility rather than less, in terms of picking up and delivering freight," said Tonn Ostergard, president of Crete Carriers Corp. "We can't afford to lose another hour of daily driving hours."

Another consequence of this new business environment is likely to be additional consolidation of trucking companies.

Much has already changed in the 30 years since the Motor Carrier Act of 1980 substantially deregulated the trucking industry.

Almost two-thirds of the 100 largest motor carriers in 1980 have closed their doors and many of the remaining fleets were acquired or merged with other companies.

Survivors are always those companies that adapt most successfully to changing circumstances. Parcel carrier UPS Inc. was the largest carrier in 1980 and it ranks No. 1 on the Top 100 For-Hire Carriers list today.

Trucking is a resilient and entrepreneurial industry. And in this year's Top 100 For-Hire Carriers list, no doubt you will find the companies that will turn today's business challenges into tomorrow's success.







Howard Abramson

A handwritten signature in black ink that reads "Howard Abramson".






ACKNOWLEDGMENTS AND SOURCES

The 2011 *Transport Topics 100* is a project of TRANSPORT TOPICS Publishing Group and features data compiled from public and private for-hire trucking companies. In some cases, revenue estimates were used to determine sector rankings.





Senior Features Writer Daniel P. Bearth coordinated the project with assistance from Karen Villar. Cover design is by George Dively, director of art and production. The design is by Patrick Donlon, assistant director of art and production.






RANK 2010	RANK 2009	COMPANY	REVENUE (000)	% CHANGE	NET INCOME (000)	% CHANGE	EMPLOYEES	EQUIPMENT	OPERATING UNITS (DESCRIPTION OF SERVICES)
1	1	 UPS Inc. Atlanta NYSE: UPS Scott Davis, Chairman and CEO David Abney, COO Kurt Kuehn, CFO www.ups.com	49,600,000 45,297,000	9.5	3,500,000 2,152,000	62.8	400,600 408,000	99,800 company-owned tractors straight trucks, package cars, vans and motorcycles 21,090 trailers 216 aircraft	UPS Package Operations (air and ground package delivery) UPS Supply Chain Solutions (transportation management, air, ocean, rail and ground freight forwarding, expedited, customs brokerage, supply chain design, contract carriage, service parts distribution and repair, returns management, assembly and distribution, vehicle routing, dispatch and tracking systems) UPS Freight (regional and interregional LTL, truckload, dedicated contract carriage, refrigerated intermodal) UPS Logistics Technologies (information technology) UPS Capital Corp. (equipment leasing, trade finance, freight payment and insurance) UPS Mail Innovations (mail processing) The UPS Store (franchiser of retail shipping, postal and business service stores) UPS Consulting (management consulting)
2	2	 FedEx Corp. ¹ Memphis, Tenn. NYSE: FDX Frederick Smith, Chairman and CEO Alan Graf Jr., CFO www.fedex.com	38,180,000 33,158,000	15.1	1,125,000 (111,000)	NA	285,000 280,000	22,803 company-owned tractors 52,353 straight trucks 80,281 trailers 697 aircraft	FedEx Express, FedEx Trade Networks, FedEx SupplyChain (domestic and international air and ground package and freight delivery, air and ocean freight forwarding, customs brokerage, transportation management, order fulfillment, warehousing and distribution, service parts, returned goods management, supply chain consulting) FedEx Ground, FedEx Home Delivery, FedEx SmartPost (commercial and residential ground package delivery and consolidation) FedEx Freight, FedEx Custom Critical (regional and national LTL, expedited) FedEx Services, FedEx Office, FedEx Customer Information Services (sales and marketing, information technology support, document and business services, customer service, billings and collections)
3	6	 Con-way Inc. Ann Arbor, Mich. NYSE: CNW Douglas Stotlar, President and CEO Stephen Bruffett, CFO www.con-way.com	4,952,000 4,269,239	16.0	78,200 (110,936)	NA	27,900 27,400	11,700 company-owned tractors 150 lease-to-own tractors 102 owner-operator tractors 105 straight trucks and vans 34,400 trailers	Con-way Freight (regional and interregional LTL) Con-way Truckload (dry van TL) Con-way Multimodal (freight brokerage, intermodal) Menlo Worldwide Logistics (supply chain consulting, transportation management, dedicated contract carriage, warehousing and distribution, freight brokerage) Road Systems (trailer manufacturing)
4	4	 YRC Worldwide Overland Park, Kan. Nasdaq: YRCW William Zollars, Chairman and CEO Michael Smid, COO William Trubeck, CFO www.yrcw.com	4,334,640 5,282,778	-11.0	(230,600) (622,019)	NA	32,000 36,000	16,152 company-owned tractors 52,098 trailers	YRC Inc. (national and international LTL and TL, expedited, cross-border services) YRC Reimer (regional and interregional LTL in Canada, cross-border services) New Penn, Holland, Reddaway (regional and interregional LTL and TL, expedited, cross-border services) YRC Glen Moore (dry van TL) YRC Worldwide Technologies (information technology)






¹ FedEx Corp. revenue and net income are for 12 months ended Feb. 28, 2011, and Feb. 28, 2010.

RANK 2010	RANK 2009	COMPANY	REVENUE (000)	% CHANGE	NET INCOME (000)	% CHANGE	EMPLOYEES	EQUIPMENT	OPERATING UNITS (DESCRIPTION OF SERVICES)
5	8	J.B. Hunt Transport Services Lowell, Ark. Nasdaq: JBHT  Kirk Thompson, Chairman John Roberts, President and CEO Craig Harper, COO David Mee, CFO <i>www.jbhunt.com</i>	3,793,485 3,203,321	18.4	199,617 136,435	46.3	15,223 14,171	8,548 company-owned tractors 995 owner-operator tractors 20,803 trailers 45,666 containers	J.B. Hunt Intermodal (intermodal and drayage) J.B. Hunt Truck (dry van and refrigerated TL and LTL, expedited) J.B. Hunt Dedicated Contract Services (dedicated contract carriage, commercial and residential delivery) J.B. Hunt Integrated Capacity Solutions (freight brokerage)
6	9	 Schneider National Inc. Green Bay, Wis. Chris Lofgren, President and CEO Lori Lutey, CFO <i>www.schneider.com</i>	3,100,000 2,900,000	6.9	NA NA	N.A	18,395 18,468	9,849 company-owned tractors 1,785 owner-operator tractors 32,608 trailers 12,600 containers	Schneider National Truckload Services (dry van TL, expedited, dedicated contract carriage) Schneider National Bulk Carriers (liquid bulk, chemical and petroleum tank) Schneider Intermodal Services (intermodal) Schneider Logistics Services (supply chain consulting, transportation management, freight brokerage, air and ocean freight forwarding, transloading and intermodal drayage, warehousing and distribution) Schneider Finance (equipment leasing)
7	10	 Swift Transportation Phoenix NYSE: SWFT Jerry Moyes, Chairman and CEO Richard Stocking, COO Virginia Henkels, CFO <i>www.swiftrans.com</i>	2,929,723 2,571,353	13.9	(125,413) (435,645)	NA	18,000 15,500	12,200 company-owned tractors 3,900 owner-operator tractors 48,992 trailers 4,800 containers	Swift Transportation (dry van and refrigerated TL, flatbed and heavy specialized, dedicated contract carriage, intermodal, cross-border services, drayage, freight brokerage)
8	11	 Landstar System Jacksonville, Fla. Nasdaq: LSTR Henry Gerkens, Chairman and CEO Patrick O'Malley, COO James Gattoni, CFO <i>www.landstar.com</i>	2,400,170 2,008,796	19.5	87,514 69,950	25.1	1,353 1,374	8,452 owner-operator tractors 13,084 trailers	Landstar Transportation Logistics (dry van and refrigerated TL and LTL, flatbed, heavy specialized, intermodal, dry bulk, dedicated contract carriage, expedited, air and ocean freight forwarding, customs brokerage, project cargo, warehousing, information technology) Signature Insurance Co. (insurance, claims management)
9	7	 Penske Logistics Reading, Pa. (Penske Truck Leasing Co.) Marc Althen, President <i>www.penskelogistics.com</i>	2,400,000 2,387,000	0.5	NA NA	NA	9,000 NA	2,115 company-owned tractors 289 straight trucks 2,969 trailers	Penske Logistics (supply chain consulting, transportation management, dedicated contract carriage, warehousing and distribution, air and ocean freight forwarding, facilities engineering)






All numbers for 2010 are printed in blue.





RANK 2010	RANK 2009	COMPANY	REVENUE (000)	% CHANGE	NET INCOME (000)	% CHANGE	EMPLOYEES	EQUIPMENT	OPERATING UNITS (DESCRIPTION OF SERVICES)
10	14	 TransForce Inc. Saint-Laurent, Quebec TSX: TFI Alain Bedard, Chairman and CEO www.transforcecompany.com	1,942,746 1,618,111	20.1	101,504 52,389	93.8	11,600 12,100	2,638 company-owned tractors 468 lease-to-own tractors 1,800 owner-operator tractors 182 straight trucks 1,112 pickups and cargo vans 10,684 trailers 916 chassis	Canadian Freightways, Click Express, Kingsway, La Crete Transport, Select Thibodeau, TST Overland Express (national and international LTL) ATS Retail Solutions, Canpar, ICS Courier (ground package delivery, includes operations of Dynamex Inc. and DHL Express Canada acquired in February and April, respectively) A&M International, Besner, Ganeca, Gregoire, Highland, J.C. Germain, Lacaille International, Legal Freight Services, Martrans, Papineau International, TST Truckload, UTL Transportation Services (dry van TL) Bergeron, Couture, D. Donnelly, Durocher International, GHL Transport, Golden International, Highland Intermodal, Kingsway Bulk, Landry, McArthur Express, McGill Air, Mirabel Logistic, Nordique, P&W Intermodal and MTMX, Trans4 Dedicated Services, TST Expedited and TST Air, Watson (flatbed and heavy specialized, curtain van, liquid and dry bulk, chemical and petroleum tank, dump, explosives, air and ground expedited, intermodal) CK Logistics, E&L Logistics, Kobelt Transportation, Patriot Freight Services, St-Lambert, Stream Logistics, Trans4 Logistics, Transterm, TST Load Brokerage Services, Universal Contract Logistics (transportation management, dedicated contract carriage, freight brokerage) Hemphill Speedy, Howard's Transport Services, Kos Oilfield Transportation, McMurray Serv-U Expediting, Rebel Transport, Winalta, Westfreight Systems (oilfield services, includes assets of Speedy Heavy Hauling acquired in August 2010) Lafleche Environmental, Malex, Matrec, Thibault (waste management) Beaudry Personnel Services & Associates, TLS Trailer Leasing Services, Unique Personnel Services (fleet management and personnel services)
11	13	 Werner Enterprises Omaha, Neb. Nasdaq: WERN Gary Werner, Chairman Greg Werner, CEO Derek Leathers, President and COO John Steele, CFO www.werner.com	1,815,020 1,666,470	8.9	80,039 56,584	41.5	11,916 11,352	6,595 company-owned tractors 680 owner-operator tractors 23,850 trailers	Werner Truckload Transportation Services (dry van and refrigerated TL, flatbed, expedited, dedicated contract carriage, cross-border services) Werner Value Added Services (freight brokerage, transportation management, intermodal, freight audit and payment, consolidation, warehousing and distribution, information technology) Werner Global Logistics (air and ocean freight forwarding, customs brokerage, consolidation, warehousing and distribution) Fleet Truck Sales (used truck and trailer sales)
12	5	 Ryder Supply Chain Solutions Miami (Ryder System) John Williford, President www.ryderscs.com	1,734,834 1,610,867	7.7	NA NA	NA	15,017 NA	3,122 company-owned tractors 150 owner-operator tractors 486 straight trucks 221 pickups and cargo vans 5,455 trailers	Ryder Supply Chain Solutions (supply chain consulting, transportation management, dedicated contract carriage, warehousing and distribution, assembly and packaging, freight brokerage, order fulfillment, returns management, trade services, includes operations of Total Logistic Control and assets of the Skully Companies acquired in January)
13	12	 Sirva Inc. Westmont, Ill. Wes Lucas, CEO J. Gordon Smith, CFO www.sirva.com	1,731,900 1,698,900	1.9	NA NA	NA	2,300 2,600	2,510 owner-operator tractors 1,265 straight trucks 123 pickups and cargo vans 8,002 trailers	Allied Van Lines, North American Van Lines, Global Van Lines (household goods, military, commercial and industrial moving and storage, vehicle delivery, high-value products) Sirva Relocation (relocation-management support services, mortgage services)






RANK 2010	RANK 2009	COMPANY	REVENUE (000)	% CHANGE	NET INCOME (000)	% CHANGE	EMPLOYEES	EQUIPMENT	OPERATING UNITS (DESCRIPTION OF SERVICES)
14	16	 Arkansas Best Corp. Fort Smith, Ark. Nasdaq: ABFS Robert Young III, Chairman Judy McReynolds, President and CEO Michael Newcity, CFO <i>www.arkbest.com</i>	1,657,864 1,472,901	12.6	(32,693) (127,889)	NA	10,750 10,347	3,821 company-owned tractors 63 straight trucks 19,285 trailers	ABF Freight System (national and regional LTL, expedited, warehousing and distribution, returns management, packaging and order fulfillment, transportation of furniture, electronics and high-value goods, trade show exhibits and self-storage containers) FleetNet America (emergency breakdown services, vehicle maintenance and towing) Data-Tronics Corp. (information technology services) FreightValue Inc. (freight brokerage)
15	17	 U.S. Xpress Enterprises Chattanooga, Tenn. Max Fuller, Co-Chairman and CEO Pat Quinn, Co-Chairman and President Jeffrey Wardeberg, COO Ray Harlin, CFO <i>www.usxpress.com</i>	1,585,283 1,394,537	13.7	NA NA	NA	9,250 10,566	6,772 company-owned tractors 1,745 owner-operator tractors 22,000 trailers	U.S. Xpress (dry van TL, expedited, intermodal, dedicated contract carriage, freight brokerage, transportation management) Arnold Transportation Services (dry van TL, dedicated contract carriage) Total Transportation of Mississippi (dry van TL, dedicated contract carriage, 90% ownership) Abilene Motor Express (dry van TL, 7% ownership) Smith Transport (dry van TL, dedicated contract carriage, 47% ownership) Xpress Internacional (dry van TL in Mexico, crossborder services, 49% ownership) Xpress Global Systems (warehousing and distribution of carpet and floor coverings)
16	15	 UniGroup Inc. Fenton, Mo. H. Daniel McCollister, Chairman Richard McClure, President Michael DiRaimondo, CFO <i>www.unigroupinc.com</i>	1,520,000 1,600,000	-5.0	NA NA	NA	800 1,050	4 company-owned tractors 6,200 owner-operator tractors 4,100 straight trucks 550 pickups and cargo vans 10,400 trailers 6,600 storage containers	United Van Lines, Mayflower Transit (household goods, commercial and industrial moving and storage, vehicle delivery, high-value products, trade show exhibits, warehousing) United Mayflower Container Services (portable self-storage container moving services) UniGroup Worldwide UTS (international household goods moving, air and ocean freight forwarding, high-value products, trade show exhibits, flatbed and heavy specialized) UniGroup Worldwide Logistics (warehousing and distribution, installation of furniture, fixtures and electronic equipment, office and plant relocation services) Allegiant Move Management (government and military household goods moving and storage) Trans Advantage (equipment sales and service)
17	18	 Estes Express Lines Richmond, Va. Rob Estes, President and CEO Billy Hupp, Executive Vice President and COO <i>www.estes-express.com</i>	1,502,510 1,304,000	15.2	NA NA	NA	13,412 12,469	6,009 company-owned tractors 274 straight trucks 97 pickups and cargo vans 22,120 trailers	Estes Express Lines (regional and national LTL and TL, dedicated contract carriage, warehousing, expedited, assembly and distribution, returned goods management) Estes Forwarding Worldwide (air and ocean freight forwarding) Estes Brokerage (freight brokerage) Estes Logistica (freight management to and from Mexico) Estes Leasing (equipment leasing and rental)
18	20	 Old Dominion Freight Line Thomasville, N.C. Nasdaq: ODFL Earl Congdon, Chairman David Congdon, President and CEO Greg Gantts, COO J. Wes Frye, CFO <i>www.odfl.com</i>	1,480,998 1,245,005	19.0	75,651 34,871	117.0	12,457 9,608	5,718 company-owned tractors 112 straight trucks 20,986 trailers 52 chassis	OD Domestic (regional and interregional LTL and TL, intermodal, freight brokerage, commercial and residential delivery) OD Warehousing and Distribution Services (warehousing and distribution, transportation management) OD Expedited (air and ground expedited) OD Global (air and ocean freight forwarding, package consolidation, drayage) OD Technology (information technology)

RANK	RANK	COMPANY	REVENUE	%	NET INCOME	%	EMPLOYEES	EQUIPMENT	OPERATING UNITS (DESCRIPTION OF SERVICES)
2010	2009		(000)	CHANGE	(000)	CHANGE			
19	19	 Purolator Inc. Mississauga, Ontario (Canada Post Corp, Barry Lapointe Holdings) Stewart Bacon, Chairman Tom Schmitt, President and CEO John Costanzo, President, Purolator International <i>www.purolator.com</i>	1,448,777 1,256,245	15.3	NA NA	NA NA	11,300 12,500	432 company-owned tractors 147 straight trucks 3,126 pickups and cargo vans 1,149 trailers	Purolator Courier, Purolator USA (air and ground package delivery, expedited, cross-border services) Purolator Freight (regional and interregional LTL) Purolator International (international package and freight delivery) Purolator Global Supply Chain Services (supply chain consulting, transportation management, air and ocean freight forwarding, warehousing, customs brokerage)
20	21	 Greatwide Logistics Services Dallas (Cambridge Capital Partners, D.E. Shaw Group) Leo Suggs, Chairman and CEO Tyler Ellison, President Bill Doherty, COO Bob LaRose, CFO <i>www.greatwide.com</i>	1,022,027 1,000,000	2.2	NA NA	NA NA	3,300 3,200	1,272 company-owned tractors 2,817 owner-operator tractors 5,200 trailers	Greatwide Dedicated Transport (dedicated contract carriage) Greatwide Truckload Management, Greatwide Freight (dry van and refrigerated TL, flatbed, intermodal) Greatwide Managed Transportation Services (transportation management) Cargo-Master, Gallup Logistics (freight brokerage) Greatwide Distribution Logistics (warehousing and distribution)
21	22	 C.R. England Inc. Salt Lake City Daniel England, Chairman Dean England, CEO Wayne Cederholm, COO Keith Wallace, CFO <i>www.crengland.com</i>	934,669 919,092	1.7	47,716 48,521	-1.7	6,109 5,531	1,352 company-owned tractors 2,016 lease-to-own tractors 379 owner-operator tractors 5,444 trailers 320 containers	England North American Division (refrigerated and dry van TL, dedicated contract carriage, intermodal, cross-border services) England Logistics (freight brokerage, air and ocean freight forwarding, intermodal, dry and refrigerated LTL, parcel, transportation management, supply chain consulting, facility engineering, warehousing) C.R. England Cold Storage (warehousing and distribution) Premier Truck Driving Schools (driver training) Horizon Truck Sales and Leasing (truck sales and leasing) Wabash of Utah Trailer Sales & Service (trailer sales and maintenance)
22	25	 Prime Inc.¹ Springfield, Mo. Robert Low, President and CEO Dean Hoedl, CFO <i>www.primeinc.com</i>	931,787 837,382	11.3	93,818 92,248	1.7	3,565 3,528	4,173 company-owned tractors 219 owner-operator tractors 6,828 trailers	Prime Inc. (refrigerated, dry van and flatbed TL, liquid bulk, transportation management, dedicated contract carriage) Prime Logistics (freight brokerage) Prime Floral (floral transportation, consolidation and distribution services) LHP Transportation Services (freight brokerage, intermodal)
23	24	 Saia Inc. Johns Creek, Ga. Nasdaq: SAIA H.A. Trucksess III, Chairman Richard O'Dell, President and CEO James Darby, CFO <i>www.saia.com</i>	902,660 849,141	6.3	1,957 (7,875)	NA	7,500 7,200	3,400 company-owned tractors 125 lease-to-own tractors 80 straight trucks 50 pickups and cargo vans 10,900 trailers	Saia Motor Freight Line (regional and interregional LTL, expedited)





¹ Prime Inc. revenue and net income is for 12 months ended March 31, 2011, and March 31, 2010.

RANK 2010	RANK 2009	COMPANY	REVENUE (000)	% CHANGE	NET INCOME (000)	% CHANGE	EMPLOYEES	EQUIPMENT	OPERATING UNITS (DESCRIPTION OF SERVICES)
24	26	 NFI Industries Cherry Hill, N.J. Bernard Brown, Chairman Jeff Brown, Vice Chairman Ike Brown, Vice Chairman Sidney Brown, CEO Steve Grabell, CFO www.NFIindustries.com	900,000 810,000	11.1	NA NA	NA	5,600 5,500	1,806 company-owned tractors 101 lease-to-own tractors 104 owner-operator tractors 30 straight trucks 6,851 trailers 49 containers	NFI Transportation (dry van TL, dedicated contract carriage) NFI Distribution (warehousing and distribution, order fulfillment, information technology, includes operations of World Warehouse and Distribution and West Coast operations of The Gilbert Company acquired in March and May 2011, respectively) NFI Logistics (transportation management, dedicated contract carriage, freight payment, warehousing, information technology) NFI Intermodal (intermodal, drayage, includes operations of IPD Global acquired in June 2010) NFI Real Estate (commercial and industrial real estate development and construction) NFI Global (air and ocean freight forwarding) NFI Canada (transportation management, intermodal, freight brokerage, air and ocean freight forwarding, supply chain consulting) NFI Consulting (supply chain consulting) NFI Contract Packaging (assembly and packaging, order fulfillment) NFI Solar (solar energy development, established in April) NFI Transportation Brokerage (freight brokerage) NFI Trailer Leasing (trailer rental and storage)
25	23	 Crete Carrier Corp. Lincoln, Neb. Duane Acklie, Chairman Tonn Ostergard, President and CEO John Peetz, COO Dean Troester, CFO www.cretecarrier.com	850,311 850,000	0.0	NA NA	NA	5,815 5,570	4,960 company-owned tractors 300 owner-operator tractors 13,400 trailers	Crete Carrier Corp. (dry van TL, dedicated contract carriage) Shaffer Trucking (refrigerated TL, dedicated contract carriage) Hunt Transportation (flatbed, heavy specialized)
26	32	 CRST International Cedar Rapids, Iowa John Smith, Chairman David Rusch, President and CEO Wesley Brackey, CFO www.crst.com	838,193 679,622	23.3	NA NA	NA	6,490 3,740	1,716 company-owned tractors 817 lease-to-own tractors 894 owner-operator tractors 6,031 trailers	CRST Expedited (dry van TL, expedited, dedicated contract carriage) CRST Malone (flatbed, dedicated contract carriage) CRST Dedicated Services (dedicated contract carriage) CRST Logistics (transportation management, freight brokerage)
27	29	 Southeastern Freight Lines Lexington, S.C. W.T. Cassels Jr., Chairman and CEO W. Tobin Cassels III, President and COO J. Russell Burleson Jr., CFO www.sefl.com	826,755 703,354	17.5	NA NA	NA	7,360 6,883	2,554 company-owned tractors 224 owner-operator tractors 23 straight trucks 9,189 trailers	Southeastern Freight Lines (regional and interregional LTL and TL, assembly and distribution) G&P Trucking (dry van TL) Southeastern Logistics Solutions (freight brokerage, intermodal, drayage, expedited)
28	27	 Averitt Express Cookeville, Tenn. Gary Sasser, President and CEO Wayne Spain, COO George Johnson, CFO www.AverittExpress.com	824,000 768,348	7.2	NA NA	NA	NA NA	3,720 company-owned tractors 46 straight trucks 12,082 trailers	Averitt Express (regional and interregional LTL, flatbed, dry van and refrigerated TL, dedicated contract carriage, expedited, air and ocean freight forwarding, freight brokerage, intermodal, warehousing and distribution, drayage, product assembly, transportation management, returned goods management, supply chain consulting)







RANK 2010	RANK 2009	COMPANY	REVENUE (000)	% CHANGE	NET INCOME (000)	% CHANGE	EMPLOYEES	EQUIPMENT	OPERATING UNITS (DESCRIPTION OF SERVICES)
29	33	Kenan Advantage Group North Canton, Ohio Dennis Nash, President and CEO Carl Young, CFO <i>www.thekag.com</i>	772,447 672,447	14.9	NA NA	NA	6,245 5,622	2,675 company-owned tractors 426 lease-to-own tractors 937 owner-operator tractors 5,382 trailers	Advantage Tank Lines, KAG West, Kenan Transport, Klemm Tank Lines, North Canton Transfer Co., Petro-Chemical Transport (petroleum and chemical tank, propane, asphalt) Transport Service Co., DisTech Inc., Cryogenic Transportation Inc. (chemical tank, liquid bulk) KAG Logistics (supply chain consulting, transportation management)
30	28	 Atlas World Group Evansville, Ind. Glen Dunkerson, Chairman and CEO Jack Griffin, President and COO Rick Olsen, CFO <i>www.atlasvanlines.com</i>	759,998 715,000	6.3	NA NA	NA	636 350	3 company-owned tractors 2,203 owner-operator tractors 1,612 straight trucks 4,063 trailers 5,648 storage containers	Atlas Van Lines (household goods, commercial and industrial moving and storage, high-value goods, store fixtures, trade-show exhibits, electronics and fine art, dry van TL) Atlas Van Lines International (air and ocean freight forwarding, military and government moving and storage) Smart Move Transportation (portable container moving and storage) Cornerstone Relocation Group, Avail Resource Management (relocation and move-management services) Titan Global Distribution (transportation management, warehousing and installation services) Atlas World-Class Travel (travel and lodging services) Atlas Terminal Co. (equipment sales and repair, financial services)
31	34	 Knight Transportation Phoenix NYSE: KNX Kevin Knight, Chairman and CEO Dave Jackson, President and CFO Keith Knight, COO and Executive Vice President of Sales Kevin Quast, COO <i>www.knighttrans.com</i>	730,709 651,721	12.1	59,072 50,563	16.8	4,526 4,500	3,420 company-owned tractors 446 owner-operator tractors 8,960 trailers 48 chassis	Knight Transportation (dry van TL, dedicated contract carriage) Knight Refrigerated (refrigerated TL, dedicated contract carriage) Knight Port Services (drayage, warehousing and distribution) Knight Intermodal (intermodal) Knight Brokerage (freight brokerage) Knight Truck and Trailer Sales (equipment sales and leasing) Squire Transportation (driver training)
32	31	 Lynden Inc. Anchorage, Alaska Paul Steere, Chairman Jonathan Burdick, President and COO Jim Jansen, CEO Brad McKeown, CFO <i>www.lynden.com</i>	720,000 680,000	5.9	NA NA	NA	2,198 2,267	693 company-owned tractors 58 straight trucks 36 pickups and cargo vans 2,773 trailers 5,578 containers 1,624 chassis	Lynden Transport (dry van and refrigerated TL, flatbed and LTL) Brown Line LLC (refrigerated TL) LTI Inc. (liquid and dry bulk) Alaska West Express (chemical and petroleum tank, intermodal, dry bulk, flatbed, heavy specialized) Lynden International (air and ocean freight forwarding, customs brokerage) Alaska Marine Lines, Bering Marine Corp. (barge) Lynden Air Cargo (air freight) Lynden Logistics (transportation management, dedicated contract carriage)
33	36	 Quality Distribution Inc. Tampa, Fla. Nasdaq: QLTQ Gary Enzor, CEO Joseph Troy, CFO <i>www.qualitydistribution.com</i>	686,598 613,609	11.9	(7,406) (180,534)	NA	752 810	562 company-owned tractors 1,109 affiliate-owned tractors 1,230 owner-operator tractors 5,738 trailers	Quality Carriers Inc. (chemical tank, liquid and dry bulk) Quality Transload & Terminals (transloading) Boasso Services (intermodal tank, container storage, shipping, maintenance and repair) QD Risk Services (insurance claims management)

RANK 2010	RANK 2009	COMPANY	REVENUE (000)	% CHANGE	NET INCOME (000)	% CHANGE	EMPLOYEES	EQUIPMENT	OPERATING UNITS (DESCRIPTION OF SERVICES)
34	35	 Vitrans Corp. Toronto TSX: VTN, Nasdaq: VTNC Richard McGraw, Chairman Rick Gaetz, CEO Sean Washchuk, CFO www.vitrans.com	672,556 595,321	13.0	(40,182) (3,972)	NA	4,895 4,832	1,879 company-owned tractors 255 owner-operator tractors 6,158 trailers 513 containers 451 chassis	Vitrans Express (regional, interregional and international LTL, includes operations of Milan Express acquired in February) Vitrans Express Canada (national and international LTL) Vitrans Logistics (transportation management, intermodal, warehousing and distribution, freight brokerage)
35	30	 Ruan Transportation Management Systems Des Moines, Iowa John Ruan III, Chairman Steve Chapman, President and CEO Ralph Arthur, President, Dedicated Contract Carriers Ben McLean, CIO Tracey Ball, CFO www.ruan.com	669,905 680,134	-1.5	NA NA	NA	4,603 4,553	2,954 company-owned tractors 82 owner-operator tractors 25 straight trucks 7,443 trailers	Ruan Transportation Management Systems (dedicated contract carriage, liquid and dry bulk, chemical tank, transportation management, supply chain consulting, freight brokerage, warehousing, assembly and distribution, intermodal, yard management) Ruan Transport Corp. (liquid and dry bulk, chemical tank)
36	37	 Covenant Transportation Group Chattanooga, Tenn. Nasdaq: CVTI David Parker, Chairman and CEO Richard Cribbs, CFO www.covenanttransport.com	649,749 588,687	10.4	3,289 (25,030)	NA	4,740 4,819	2,919 company-owned tractors 140 owner-operator tractors 7,332 trailers	Covenant Transport (dry van TL, expedited, dedicated contract carriage) Southern Refrigerated Transportation (refrigerated TL) Star Transportation (dry van TL) Covenant Transport Solutions (freight brokerage)
37	Not Ranked	 Day & Ross Transportation¹ Group Hartland, New Brunswick (McCain Foods Ltd.) John Doucet, CEO Kevin Chase, CFO www.dayross.ca	643,583 621,243	3.6	NA NA	NA	4,318 4,225	108 company-owned tractors 141 lease-to-own tractors 1,905 owner-operator tractors 170 straight trucks 3,858 trailers	Day & Ross Inc. (regional and national LTL and truckload, cross border services, dedicated contract carriage, freight brokerage) Sameday Worldwide (expedited, courier) Fastrax Transportation (flatbed, heavy specialized, intermodal, vehicle hauling, dry van TL, includes operations of Edwards Transport acquired in January 2010) Sable Warehousing (warehousing and distribution)
38	47	 Roadrunner Transportation Systems Cudahy, Wis. NYSE: RRTS Scott Rued, Chairman Mark DiBlasi, President and CEO Peter Armbruster, CFO www.rrts.com	632,018 483,322	30.8	2,826 (23)	NA	1,054 1,040	30 company-owned tractors 1,300 owner-operator tractors 800 trailers	Roadrunner Transportation Services (expedited LTL and TL, intermodal, freight brokerage, transportation management, includes operations of Morgan Southern Inc. and M. Bruenger Trucking acquired in February and May, respectively)






¹ Day & Ross Transportation Group revenue is for 12 months ended June 30, 2010 and June 30, 2009.

RANK 2010	RANK 2009	COMPANY	REVENUE (000)	% CHANGE	NET INCOME (000)	% CHANGE	EMPLOYEES	EQUIPMENT	OPERATING UNITS (DESCRIPTION OF SERVICES)
39	38	Anderson Trucking Service St. Cloud, Minn.  Rollie Anderson, Chairman and CEO Jacob Wood, COO Scott Fuller, CFO www.atsinc.com	611,521 569,692	7.3	NA NA	NA NA	1,050 1,150	450 company-owned tractors 1,300 owner-operator tractors 5,000 trailers	ATS Specialized (flatbed, heavy specialized) ATS Inc. (dry van TL) ATS Logistics Services (transportation management, freight brokerage, warehousing and consolidation, packaging, pilot car services) ATS International Services Inc. (heavy specialized, project management, intermodal, air and ocean freight forwarding, customs brokerage) Warren Transport, Midwest Specialized Transportation (flatbed, heavy specialized, dry van TL) SunBelt Furniture Xpress (transportation of furniture, residential and commercial delivery, expedited) New Energy Transport (flatbed, oilfield services, acquired in June) Competitive Equipment Leasing (equipment leasing) Transportation Trucking Insurance Co. (insurance)
40	41	Universal Truckload Services Warren, Mich.  Nasdaq: UACL Matthew Moroun, Chairman Donald Cochran, President and CEO Robert Sigler, CFO www.gouts.com	605,943 503,230	20.4	12,744 4,900	160.1	714 630	60 company-owned tractors 98 lease-to-own tractors 2,839 owner-operator tractors 3,400 trailers 475 chassis	Universal Am-Can Ltd., Mason & Dixon Lines, Louisiana Transportation, Great American Lines (dry van TL and flatbed, heavy specialized, includes assets of Hart Transportation acquired in May) Mason Dixon Intermodal (drayage) Universal Logistics Services (transportation management, intermodal, air and ocean freight forwarding, customs brokerage, warehousing and packaging) Cavalry Logistics (freight brokerage)
41	40	Trimac Group Calgary, Alberta, and Houston TSE: TMA.UN  Jeff McCaig, Chairman and CEO Tom Connard, President and COO — U.S. Ed Malysa, President and COO — Canada Craig Bourgeois, CFO — U.S. Scott Calver, CFO — Canada www.trimac.com	579,551 505,000	14.8	NA NA	NA NA	3,725 4,200	980 company-owned tractors 899 owner-operator tractors 4,856 trailers	Trimac Transportation Services (chemical and petroleum tank, liquid and dry bulk, wood chips, pressurized gases, hazardous materials, tank cleaning, equipment maintenance in Canada, includes operations of Benson Tank Lines acquired in June) Trimac Transportation Inc. (chemical and petroleum tank, liquid and dry bulk, pressurized gases, tank cleaning, intermodal in the United States) National Tank Services (tank cleaning) Bulk Plus Logistics (supply chain consulting, transportation management, dedicated contract carriage, freight brokerage, bulk transfer and storage, inventory management) NRT Transportation (liquid and dry bulk, 29% ownership) Harris Transportation (petroleum tank, 50% ownership) Cross Border Logistics (transportation management, 50% ownership)
42	42	Celadon Group² Indianapolis NYSE: CGI  Stephen Russell, Chairman and CEO Paul Will, President and COO www.celadontrucking.com	541,841 478,896	13.1	10,372 (325)	NA	3,802 3,777	1,018 company-owned tractors 1,765 lease-to-own tractors 411 owner-operator tractors 9,852 trailers	Celadon Trucking Services, Celadon Canada, Servicios de Transportacion Jaguar (dry van TL, intermodal) Celadon Logistics Services (freight brokerage) Celadon Dedicated Services (warehousing and distribution) TruckersB2B (buying group)

² Celadon Group revenue and net income is for 12 months ended Dec. 31, 2010, and Dec. 31, 2009.

RANK 2010	RANK 2009	COMPANY	REVENUE (000)	% CHANGE	NET INCOME (000)	% CHANGE	EMPLOYEES	EQUIPMENT	OPERATING UNITS (DESCRIPTION OF SERVICES)
43	39	 Marten Transport Mondovi, Wis. Nasdaq: MRTN Randolph Marten, Chairman and CEO Timothy Kohl, President Robert Smith, COO James Hinnendael, CFO www.marten.com	516,920 505,874	2.2	19,742 16,267	21.4	2,678 2,666	2,060 company-owned tractors 86 owner-operator tractors 3,928 trailers	Marten Transport (refrigerated TL, intermodal, freight brokerage) MW Logistics (freight brokerage, liquid and dry bulk, 45% ownership)
44	43	 Stevens Transport Dallas Steven Aaron, Chairman Todd Aaron, Vice Chairman and COO Clay Aaron, President www.stevenstransport.com	508,930 479,291	6.2	67,277 64,831	3.8	2,475 2,450	1,725 company-owned tractors 775 owner-operator tractors 3,150 trailers	Stevens Transport (refrigerated and dry van TL, intermodal, transportation management)
45	46	 Heartland Express North Liberty, Iowa Nasdaq: HTLD Russell Gerdin, Chairman and CEO Michael Gerdin, President John Cosaert, CFO www.heartlandexpress.com	499,516 459,539	8.7	62,216 56,949	9.2	3,000 2,781	2,850 company-owned tractors 150 owner-operator tractors 8,500 trailers	Heartland Express (dry van TL)
46	52	 Forward Air Corp. Greeneville, Tenn. Nasdaq: FWRD Bruce Campbell, Chairman and CEO Rodney Bell, CFO www.forwardair.com	483,939 417,410	15.9	32,036 9,802	226.8	2,717 2,755	456 company-owned tractors and straight trucks 2,375 trailers	Forward Air Inc. (air freight, expedited LTL and TL) Forward Air Solutions Inc. (warehousing and distribution, dedicated contract carriage, customs brokerage)
47	57	 Canada Cartage System Mississauga, Ontario (Nautic Partners) Jeff Lindsay, President and CEO www.canadacartage.com	470,645 350,520	34.3	NA NA	NA	3,500 NA	2,000 company-owned tractors 500 owner-operator tractors 400 straight trucks 30 pickups and cargo vans 2,300 trailers	Canada Cartage System (dedicated contract carriage, dry van TL and LTL, freight management, air, expedited, commercial and residential moving and storage, home delivery) Direct Distribution Centres (warehousing and distribution)
48	51	 AAA Cooper Transportation Dothan, Ala. G. Mack Dove, Chairman Reid Dove, President and CEO Charlie Prickett, COO Steve Roy, CFO www.aaacooper.com	468,868 420,000	11.6	NA NA	NA	4,500 4,200	1,961 company-owned tractors 59 straight trucks 6,461 trailers	AAA Cooper Transportation (regional and interregional LTL and TL, dedicated contract carriage, port services, ocean freight forwarding)






RANK 2010	RANK 2009	COMPANY	REVENUE (000)	% CHANGE	NET INCOME (000)	% CHANGE	EMPLOYEES	EQUIPMENT	OPERATING UNITS (DESCRIPTION OF SERVICES)
49	Not Ranked	United Vision Logistics Lafayette, La. Howard Hoffmann, CEO Randal Dumas, CFO <i>www.uvlogistics.com</i>	461,100 394,100	17.0	NA NA	NA	381	2,550 owner-operator tractors	Ace Transportation, Dynasty Transportation, Texas Hot Shot Co., Venture Transport (flatbed, heavy specialized, freight brokerage)
50	54	USA Truck Van Buren, Ark. Nasdaq: USAK Cliff Beckham, President and CEO Darron Ming, CFO <i>www.usa-truck.com</i>	460,161 382,368	20.3	(3,308) (7,177)	NA	NA 3,000	2,439 company-owned tractors 38 lease-to-own tractors 144 owner-operator tractors 6,716 trailers	USA Truck (dry van TL, dedicated contract carriage, intermodal) Strategic Capacity Solutions (transportation management, freight brokerage)
51	44	Dart Transit Co. Eagan, Minn. Donald Oren, Chairman David Oren, President <i>www.dart.net</i>	458,000 474,000	-3.4	NA NA	NA	378 479	2,481 owner-operator tractors 8,252 trailers 350 containers	Dart Transit Co. (dry van TL, dedicated contract carriage) Dart Intermodal (intermodal) Dart Advantage Logistics (freight brokerage) Dart Advantage Warehousing (warehousing, order fulfillment, inventory management) Dart Storage (trailer and container rental and storage) Highway Sales Inc. (tractor leasing and sales)
52	48	TransX Group Winnipeg, Manitoba Louie Tolaini, President Mike Jones, COO Ed Neiroda, CFO Ron Joseph, President, TransX USA <i>www.transx.com</i>	454,148 448,666	1.2	NA NA	NA	2,468 2,544	770 company-owned tractors 124 lease-to-own tractors 520 owner-operator tractors 45 straight trucks and vans 27 pickups and cargo vans 4,015 trailers 920 containers 458 chassis	TransX (dry van and refrigerated TL and LTL, intermodal, air cargo, expedited, hazardous materials) CanXpress (refrigerated TL and LTL) DeckX (flatbed) Expert Customs Brokers (customs brokerage) TX Logistics Services (transportation management, freight brokerage)
53	50	Shevell Group Elizabeth, N.J. Myron Shevell, Chairman and CEO Thomas Connery, COO Craig Eisenberg, CFO <i>www.nemf.com</i>	442,000 434,000	1.8	NA NA	NA	3,600 3,400	2,855 company-owned tractors 150 straight trucks 5,600 trailers	New England Motor Freight (regional LTL and TL, refrigerated, expedited, intermodal drayage, assembly and distribution) Eastern Freightways (dry van TL) Carrier Industries (warehousing, dedicated contract carriage, packaging) Apex Logistics (freight brokerage) NEMF World Transport (ocean freight forwarding, transloading)
54	45	Interstate Distributor Co. Tacoma, Wash. (Saltchuk Resources) George Payne, President and CEO Jim Tener, CFO <i>www.intd.com</i>	433,174 469,622	-7.8	NA NA	NA	2,500 2,706	1,756 company-owned tractors 48 owner-operator tractors 7,253 trailers	Interstate Distributor Co. (dry van and refrigerated TL, dedicated contract carriage, intermodal, expedited, warehousing and distribution, freight brokerage and transportation management)






RANK 2010	RANK 2009	COMPANY	REVENUE (000)	% CHANGE	NET INCOME (000)	% CHANGE	EMPLOYEES	EQUIPMENT	OPERATING UNITS (DESCRIPTION OF SERVICES)
55	49	Western Express Nashville, Tenn.  Donna Wise, Chairman Paul Wieck, President and CEO Rick Prickett, CFO www.westernexp.com	432,000 439,000	-1.6	NA NA	NA NA	NA NA	2,376 company-owned tractors 83 owner-operator tractors 6,687 trailers	Western Express (dry van TL, flatbed, expedited, dedicated contract carriage, intermodal, freight brokerage)
56	59	Mullen Group¹ Okotoks, Alberta  TSX: MTL Murray Mullen, Chairman and CEO Steve Lockwood President and Co-CEO Stephen Clark, CFO www.mullen-group.com	380,495 326,071	16.7	NA NA	NA NA	1,084 1,000	339 company owned-tractors 659 owner-operator tractors 52 straight trucks 66 pickups and cargo vans 2,668 trailers 636 containers	Mullen Trucking (dry van TL and LTL, flatbed, heavy specialized) Cascade Carriers (dry bulk) Grimshaw Trucking (regional LTL and TL, flatbed) Hi-Way 9 Group (regional and expedited LTL, distribution and drayage, flatbed, intermodal, acquired in June) Mill Creek Motor Freight, Payne Transportation (dry van TL and LTL, flatbed) Tenold Transportation (dry van TL and LTL, warehousing, cable cutting and reel services) Kleysen Group (dry bulk, flatbed, intermodal, dry van TL and LTL, transloading) Smook Contractors Ltd. (construction services, aggregate hauling, acquired in April 2010)
57	56	Frozen Food Express Industries Dallas  Nasdaq: FFEX Stoney Stubbs Jr., Chairman S. Russell Stubbs, President and CEO John Hickerson, COO John McManama, CFO www.ffex.net www.ffeinc.com	368,822 373,051	-1.1	(11,930) (16,415)	NA NA	2,286 2,187	1,499 company-owned tractors 304 owner-operator tractors 3,503 trailers	FFE Transportation Services (refrigerated LTL and TL, dry van TL, intermodal) Lisa Motor Lines (refrigerated TL, intermodal, dedicated contract carriage) American Eagle Lines (dry van TL, intermodal) FFE Logistics (freight brokerage, air and ocean freight forwarding, expedited)
58	53	Comcar Industries Auburndale, Fla.  Mark Bostick, Chairman and CEO Tom Hindle, COO Robert Fox, CFO www.comcar.com	368,099 401,279	-8.3	NA NA	NA NA	3,023 3,294	1,980 company-owned tractors 733 owner-operator tractors 5,354 trailers	Commercial Carrier Corp. (dry van TL, flatbed, dedicated contract, dry bulk, transportation management) Coastal Transport (flatbed, freight brokerage) CTL Distribution (chemical tank and dry bulk) Midwest Coast Transport, Willis Shaw Express (refrigerated TL, dedicated contract carriage, freight brokerage) Commercial Truck & Trailer Sales (trailer parts and repairs) Commercial Warehousing Inc., Super Cool Cold Storage (warehousing) Comcar Logistics (dedicated contract carriage, transportation management, freight brokerage)
59	65	Mercer Transportation Louisville, Ky.  James Stone, President Dale Corum, Secretary Dave Donohue, Controller www.mercer-trans.com	363,695 282,166	28.9	NA NA	NA NA	244 214	1,951 owner-operator tractors 2,251 trailers	Mercer Transportation (flatbed, dry van TL, freight brokerage)







¹ Mullen Group revenue is for trucking operations only.

RANK 2010	RANK 2009	COMPANY	REVENUE (000)	% CHANGE	NET INCOME (000)	% CHANGE	EMPLOYEES	EQUIPMENT	OPERATING UNITS (DESCRIPTION OF SERVICES)
60	58	Contrans Group Woodstock, Ontario TSX: CSS Stan Dunford, Chairman and CEO Gregory Rumble, President and COO James Clark, CFO <i>www.contrans.ca</i>	347,918 327,374	6.3	17,121 20,114	-14.9	943 1,600	423 company-owned tractors 723 owner-operator tractors 1,966 trailers	Brookville Carriers, Hopefield Trucking, L.A. Dalton Systems, Laidlaw Carriers, Tri-Line Carriers (flatbed, dry van TL and LTL, refrigerated TL, liquid and dry bulk, chemical tank, pneumatic, dump) Glen Tay Transportation (liquid and dry bulk) Tripair Transportation (dry van TL and LTL) ECL Carriers (waste, includes operations of ProWerx Disposal Ltd. acquired in September 2010) Cornerstone Logistics (transportation management, warehousing and distribution, air and ocean freight forwarding, freight brokerage)
61	60	Central Refrigerated Service West Valley City, Utah Jerry Moyes, Chairman Jon Isaacson, President and CEO Robert Baer, CFO <i>www.centralref.com</i>	346,472 322,103	7.6	NA NA	NA	1,700 1,430	975 company-owned tractors 775 owner-operator tractors 2,700 trailers	Central Refrigerated Service (refrigerated TL, dedicated contract carriage, intermodal, freight brokerage)
62	62	P.A.M. Transportation Services Tontitown, Ark. Nasdaq: PTSI Daniel Cushman, President and CEO Lance Stewart, CFO <i>www.pamtransport.com</i>	331,994 291,910	13.7	(655) (10,847)	NA	2,658 2,591	1,740 company-owned tractors 28 owner-operator tractors 4,632 trailers	P.A.M. Transport (dry van TL, dedicated contract carriage, intermodal, freight brokerage, transportation management)
63	63	Challenger Group¹ Cambridge, Ontario Daniel Einwechter, Chairman and CEO Eugene Moser, President Doug Blair, CFO <i>www.challenger.com</i>	321,876 304,104	5.8	NA NA	NA	2,300 2,300	1,350 company-owned tractors 155 owner-operator tractors 9 straight trucks 25 pickups and cargo vans 3,563 trailers 400 containers 300 chassis	Challenger Motor Freight (dry van TL and LTL, intermodal, drayage) Challenger Logistics (transportation management, intermodal, air and ocean freight forwarding, dedicated contract carriage) Challenger Special Commodities (flatbed, heavy specialized) Elgin Motor Freight (dry van TL, cross-border services) Cam Hiltz Trucking (waste) Lodwick Transport (refrigerated TL)
64	64	Gordon Trucking Inc. Pacific, Wash. Larry Gordon, President Steve Gordon, COO Bob Goldberg, CFO <i>www.gordontrucking.com</i>	320,000 285,000	12.3	NA NA	NA	2,000 1,900	1,460 company-owned tractors 180 owner-operator tractors 4,800 trailers	Gordon Trucking (dry van and refrigerated TL, dedicated contract carriage) Gordon Logistics Management (freight brokerage)
65	72	Pitt Ohio Pittsburgh Charles Hammel III, President and CEO Jim Fields, COO Scott Sullivan, CFO <i>www.pittohio.com</i>	312,454 255,198	22.4	11,658 9,420	23.8	2,502 2,042	945 company-owned tractors 52 owner-operators tractors 339 straight trucks 46 pickups and cargo vans 3,096 trailers	Pitt Ohio (regional LTL, expedited, assembly and distribution, warehousing, information technology) ECM Transport (dry van TL, 51% ownership)







¹ Challenger Group revenue is for 12 months ended April 30, 2011, and April 30, 2010






RANK 2010	RANK 2009	COMPANY	REVENUE (000)	% CHANGE	NET INCOME (000)	% CHANGE	EMPLOYEES	EQUIPMENT	OPERATING UNITS (DESCRIPTION OF SERVICES)
66	74	 Mesilla Valley Transportation Las Cruces, N.M. Royal Jones, President and CEO Dean Rigg, CFO www.m-v-t.com	298,000 232,000	28.4	NA NA	NA	1,500 1,500	900 company-owned tractors 280 owner-operator tractors 4,100 trailers	Mesilla Valley Transportation (dry van TL) J.H. Rose Logistics (freight brokerage)
67	55	 RoadLink Bethlehem, Pa. Mike Shelton, President Mike Haley, CEO Robert Vitale, CFO www.RoadLink.com	297,000 374,000	-20.6	NA NA	NA	2,100 2,400	85 lease-to-own tractors 1,200 owner-operator tractors 325 trailers 25 chassis	RoadLink Transportation Solutions (intermodal drayage, regional dry van TL, container storage) RoadLink Workforce Solutions (freight loading and unloading, warehousing, assembly and distribution)
68	Not Ranked	 Bison Transport Inc. Winnipeg Manitoba Duncan Jessiman, Chairman Donald Streuber, President and CEO www.bisontransport.com	291,121 254,118	14.6	NA NA	NA	1,700 NA	750 company-owned tractors 300 owner-operator tractors 3,000 trailers 160 containers	Bison Transport (dry van TL, dedicated contract carriage, warehousing and distribution, yard management)
69	87	 United Road Services Romulus, Mich. (The Gores Group) Kathleen McCann, President Michael Wysocki, CEO Eric Mikesell, CFO www.unitedroad.com	285,000 198,000	43.9	NA 1,700	NA	1,250 1,200	910 company-owned tractors 220 owner-operators tractors 910 trailers	Alaska Vehicle Transport, Autolog, Pilot Transport, United Road (vehicle hauling) UR AutoLoads (vehicle load board)
70	71	 The Suddath Cos. Jacksonville, Fla. Steve Suddath, Chairman Barry Vaughn, President and CEO James Barnett, CFO www.suddath.com	281,515 255,221	10.3	14,570 10,291	41.6	1,350 940	86 company-owned tractors 2 lease-to-own tractors 239 owner-operator tractors 183 straight trucks 68 pickups and cargo vans 551 trailers 2,004 storage containers	Suddath Relocation Systems (household goods, commercial and industrial moving and storage) Suddath International (international household goods moving and storage, relocation services) Lexicon Relocation (real estate and relocation support services) Suddath Transportation Systems (freight brokerage, transportation of high-value products, trade show exhibits and store fixtures, horticulture transport) Suddath Logistics Group/Centra Worldwide (air and ocean freight forwarding, warehousing and distribution, transportation management, call center and order fulfillment, packaging and assembly, freight payment, warranty and repair services) Suddath Government Services (government and military relocation) Suddath Hospitality Solutions (transportation of furniture and fixtures, project logistics) Suddath Container Services (portable self-storage and moving services)



RANK 2010	RANK 2009	COMPANY	REVENUE (000)	% CHANGE	NET INCOME (000)	% CHANGE	EMPLOYEES	EQUIPMENT	OPERATING UNITS (DESCRIPTION OF SERVICES)
71	69	 KLLM Transport Services Jackson, Miss. William Liles III, Chairman James Richards Jr., President and CEO Kevin Adams, CFO <i>www.kllm.com</i>	280,904 260,234	7.9	NA NA	NA NA	880 1,013	400 company-owned tractors 800 lease-to-own tractors 100 owner-operator tractors 2,100 trailers	KLLM Inc. (refrigerated TL, dedicated contract carriage, intermodal)
72	100	 Jack Cooper Transport Co. Kansas City, Mo. Mike Riggs, Chairman Greg May, President Bob Griffin, CEO Craig Irwin, COO Mike Testman, CFO <i>www.jackcooper.com</i>	275,000 165,600	66.1	NA NA	NA NA	1,500 1,521	1,700 company-owned tractors 100 lease-to-own tractors 1,800 trailers	Jack Cooper Transport, Pacific Motor Trucking (vehicle hauling)
73	70	 Cardinal Logistics Management Concord, N.C. (GTCR Golder, Rauner) Vin McLoughlin, Chairman Jerry Bowman, President and COO Tom Hostetler, CEO Carl Texter, CFO <i>www.cardlog.com</i>	274,100 257,000	6.7	NA NA	NA NA	2,030 1,811	53 company-owned tractors 1,141 lease-to-own tractors 264 owner-operator tractors 159 straight trucks 12 pickups and cargo vans 4,824 trailers	Cardinal Logistics Management (dedicated contract carriage, residential and commercial delivery, transportation management, warehousing and distribution, inventory management, facilities engineering, supply chain consulting)
74	77	 Roehl Transport Marshfield, Wis. Everett Roehl, Chairman Richard Roehl, President and CEO Stephen Wykle, CFO <i>www.roehl.net</i>	272,536 228,057	19.5	NA NA	NA NA	2,185 1,955	1,635 company-owned tractors 100 lease-to-own tractors 75 owner-operator tractors 4 straight trucks 4,690 trailers	Roehl Transport (dry van TL, flatbed and heavy specialized, dedicated contract carriage) Roehl Refrigerated Transport (refrigerated TL) Roehl Logistics (freight brokerage)
75	67	 TransAm Trucking Olathe, Kan. Trudy Jacobson, Chairman Russell McElliot, President John Jacobson, CEO <i>www.transamtruck.com</i>	269,660 267,738	0.7	NA NA	NA NA	683 663	391 company-owned tractors 956 owner-operator tractors 2,100 trailers	TransAm Trucking (refrigerated TL, dedicated contract carriage) TransAm Financial Services (equipment leasing, financial services) TransAm Logistics (freight brokerage) TransAm Fleet Equipment Sales (tractor and trailer sales)

RANK 2010	RANK 2009	COMPANY	REVENUE (000)	% CHANGE	NET INCOME (000)	% CHANGE	EMPLOYEES	EQUIPMENT	OPERATING UNITS (DESCRIPTION OF SERVICES)
76	68	Graebel Cos. Aurora, Colo.  David Graebel, Chairman William Graebel, CEO Tim Callahan, COO Bradley Siler, CFO <i>www.graebel.com</i>	266,000 261,000	1.9	(1,866) (3,300)	NA	1,363 1,531	63 company-owned tractors 400 owner-operator tractors 300 straight trucks 100 pickups and cargo vans 864 trailers	Graebel Van Lines, Graebel Movers (household goods, commercial and industrial moving and storage) Graebel Relocation Services Worldwide (domestic and international relocation) Graebel Movers International (household goods forwarding) Graebel Commercial Services (facility management, business relocation and renovation) Move Management (household goods relocation management)
77	81	Dayton Freight Lines Dayton, Ohio  Thomas Cronin Jr., President and CEO Bryan Brown, CFO <i>www.daytonfreight.com</i>	257,000 213,500	20.4	NA NA	NA	2,500 2,200	1,065 company-owned tractors 23 straight trucks 2 pickups and cargo vans 2,300 trailers	Dayton Freight Lines (regional LTL, pool distribution) Kelley Transportation (dry van TL) Kelley Logistics (freight brokerage)
78	80	Epes Carriers Greensboro, N.C.  Al Bodford, Chairman Michael Dunlap, President <i>www.epescarriers.com</i>	247,898 218,434	13.5	NA NA	NA	1,206 1,206	803 company-owned tractors 302 owner-operator tractors 3,922 trailers	Epes Transport System, Texas Star Express (dry van TL, dedicated contract carriage) Epes Logistics Services (freight brokerage) Epes Freight Management Services (supply chain consulting, transportation management, freight payment) Epes Leasing (equipment leasing)
79	94	Evans Network of Cos. Schuylkill Haven, Pa.  Bert Evans, Chairman Matthew Bates, President Brian Smith, CFO <i>www.evansdelivery.com</i>	245,673 181,000	35.7	6,787 NA	NA	250 250	60 company-owned tractors 1,700 owner-operator tractors 500 trailers	All Points Transport, Century Express, Evans Delivery Co., Hale Intermodal Trucking, Land Transportation, Phoenix Transit & Logistics, West Contract Services (intermodal drayage, dry van TL) DM Transportation (transportation management) West Motor Freight (dry van TL, flatbed, freight brokerage)
80	84	A. Duie Pyle Cos. West Chester, Pa.  Peter Latta, Chairman Steve O'Kane, President Kurt Christensen, CFO <i>www.aduiepyle.com</i>	234,000 205,000	14.1	NA NA	NA	1,956 2,455	787 company-owned tractors 106 owner-operator tractors 23 straight trucks 1,799 trailers	A. Duie Pyle Inc. (regional LTL) A. Duie Pyle Warehousing & Distribution (warehousing, assembly and distribution) A. Duie Pyle Transport Services Group (dry van TL, dedicated contract carriage) Pyle Leasing (equipment rental and leasing, driver leasing)
81	76	Calyx Transportation Group Concord, Ontario  (Wynnchurch Capital) Douglas Harrison, President Robert Donaghey, CEO Matthew Keogh, CFO <i>www.calyxinc.com</i>	232,128 228,714	1.5	NA NA	NA	1,802 1,800	173 company-owned tractors 50 lease-to-own tractors 134 owner-operator tractors 42 straight trucks and vans 1,917 trailers 217 containers	National Fast Freight (intermodal LTL and TL, expedited) Muir's Cartage Limited (regional LTL and TL, dedicated contract carriage, warehousing and distribution) Euroworld Transport System Canada (air and ocean freight forwarding, customs brokerage) Indis Inc. (warehousing and distribution, transportation management, air and ocean freight forwarding, supply chain consulting) Totalline Transport (dry van TL and LTL, expedited, warehousing, cross-border services) Kreative Carriers (dry van TL and LTL, cross-border services, freight brokerage) Hyphen (transportation management, supply chain consulting, freight brokerage)

RANK 2010	RANK 2009	COMPANY	REVENUE (000)	% CHANGE	NET INCOME (000)	% CHANGE	EMPLOYEES	EQUIPMENT	OPERATING UNITS (DESCRIPTION OF SERVICES)
82	75	Specialized Transportation Inc. Fort Wayne, Ind. John Sands, Chairman Ian Nicolson, President and CEO Dick Omlor, COO Rick Burton, CFO <i>www.STIdelivers.com</i>	230,700 230,000	0.3	9,200 12,030	-23.5	230 225	580 owner-operator tractors 123 straight trucks 890 trailers	Specialized Transportation Inc. (transportation of high-value goods and specialized commodities, trade show exhibits, commercial and residential delivery, warehousing and distribution)
83	86	Cowan Systems Baltimore Joseph Cowan, Chairman and CEO Dennis Morgan, COO Joseph Scheiner, CFO <i>www.cowansystems.com</i>	230,321 199,668	15.4	NA NA	NA	1,066 920	725 company-owned tractors 470 owner-operator tractors 2,750 trailers	Cowan Systems (dry van TL, dedicated contract carriage, transportation management, warehousing) Cowan Intermodal (intermodal drayage) Cowan Logistics (freight brokerage) Single Source Logistics (driver staffing)
84	Not Ranked	Towne Air Freight South Bend, Ind. Thomas Downey, President <i>www.towneair.com</i>	226,000 160,000	41.3	NA NA	NA	1,250 1,000	364 company-owned tractors 637 owner-operators tractors 50 straight trucks 1,400 trailers	Towne Air Freight (air cargo, expedited, transportation management, includes operations of HBI Transportation Services acquired in November 2010)
85	88	Navajo Express Denver Don Digby Sr., Chairman Don Digby Jr., President Becky Mackintosh, CEO George Snyder, CFO <i>www.navajo.com</i>	225,000 197,000	14.2	NA 6,200	NA	NA 609	383 company-owned tractors 368 owner-operator tractors 1,677 trailers	Navajo Express (refrigerated and dry van TL)
86	83	Bennett International Group McDonough, Ga. Marcia Taylor, Chairman and CEO David Pittman, CFO <i>www.bennettig.com</i>	221,208 206,477	7.1	NA NA	NA	574 574	48 company-owned tractors 35 lease-to-own tractors 567 owner-operator tractors 667 pickups and cargo vans 1,155 trailers	Bennett Motor Express (flatbed, heavy specialized) Bennett Truck Transport (manufactured housing and recreational vehicle moving services) Bennett DriveAway (truck and bus hauling service) Bennett Distribution Services (warehousing and distribution) Bennett International Transport (air and ocean freight forwarding, customs brokerage, intermodal) Bennett International Logistics (freight brokerage, freight management) Bennett Building Systems (manufactures portable storage buildings)
87	97	Paschall Truck Lines Murray, Ky. Randall Waller, President Tom Stephens, COO Charles Wilson, CFO <i>www.ptl-inc.com</i>	200,845 172,717	16.3	NA NA	NA	1,474 1,485	977 company-owned tractors 160 owner-operator tractor 2,704 trailers	Paschall Truck Lines (dry van TL) Paschall Solutions (freight brokerage, intermodal)

RANK	RANK	COMPANY	REVENUE	%	NET INCOME	%	EMPLOYEES	EQUIPMENT	OPERATING UNITS (DESCRIPTION OF SERVICES)
2010	2009		(000)	CHANGE	(000)	CHANGE			
88	85	 Transport America Eagan, Minn. (Goldner Hawn, Johnson & Morrison) Scott Arves, President and CEO Keith Klein, COO Mark Emmen, CFO www.transportamerica.com	219,721 203,178	8.1	NA NA	NA NA	1,551 1,205	950 company-owned tractors 200 owner-operator tractors 3,650 trailers	Transport America (dry van TL, expedited, dedicated contract carriage, includes operations of Southern Cal Transport acquired in January) TA Logistics (intermodal, freight brokerage)
89	Not Ranked	 Acme Truck Lines Harvey, La. Mike Coatney, President Kimberly Foster, CFO www.acmetruck.com	214,975 138,400	55.3	NA NA	NA NA	2,600 1,965	1,037 owner-operator tractors 696 straight trucks 314 pickups and cargo vans 1,400 trailers	Acme Truck Line (flatbed and heavy specialized) Acme Freight Brokers (freight brokerage)
90	78	 Koch Companies Minneapolis, Minn. Randy Koch, CEO John Tillmann, CFO www.kochcompanies.com	214,789 226,700	-5.3	4,800 NA	NA NA	1,000 1,000	620 company-owned tractors 55 lease-to-own tractors 50 owner-operators tractors 2,400 trailers	Stan Koch & Sons Trucking (dry van TL, dedicated contract carriage, intermodal drayage) Koch National Lease, United Trailer Leasing (equipment leasing and rental, contract maintenance) Koch Logistics (freight brokerage, transportation management, warehousing and distribution) GW Transportation (freight brokerage) Koch Industries (sourcing, merchandising and distribution)
91	92	 A&R Logistics Morris, Ill. Jim Bedeker, Chairman Jeff O'Connor, President and CEO Brian Reichert, CFO www.artransport.com	212,000 185,000	14.6	NA NA	NA NA	960 988	610 company-owned tractors 120 owner-operator tractors 1 straight truck 1,800 trailers 275 containers 50 chassis	A&R Transport (dry bulk and dry van TL, transloading) A&R Packaging & Distribution Services (warehousing and distribution, packaging) A&R Global Logistics (transportation management, air and ocean freight forwarding, customs brokerage, freight payment)
92	82	 Central Freight Lines Waco, Texas Don Orr, President and CEO Tom Botsios, COO Vicky O'Brien CFO www.centralfreight.com	211,067 207,000	2.0	NA NA	NA NA	2,341 3,235	850 company-owned tractors 25 lease-to-own tractors 217 owner-operator tractors 10 straight trucks 1 pickup or cargo van 2,700 trailers	Central Freight Lines (regional and interregional LTL, warehousing and distribution, inventory management)
93	96	 U.S. 1 Industries Valparaiso, Ind. Michael Kibler, President and CEO David Antonson, COO Harold Antonson, CFO www.us1industries.com	210,751 179,732	17.3	1,773 (2,586)	NA NA	89 89	1,700 owner-operator tractors	Antler Transport, Bruin Express Intermodal, CAM Transport, Five Star Transport, Freedom 1, Gulf Line Transport, Harbor Bridge Intermodal, Keystone Lines, Liberty Transport, Patriot Logistics, TLI (intermodal drayage) ARL Network, Carolina National Transportation (intermodal drayage, refrigerated and dry van TL, flatbed, heavy specialized, LTL, warehousing, 60% ownership) Thunderbird Logistics (project freight, freight brokerage) Risk Insurance Services of Indiana (insurance) TC Services (financial services)

RANK 2010	RANK 2009	COMPANY	REVENUE (000)	% CHANGE	NET INCOME (000)	% CHANGE	EMPLOYEES	EQUIPMENT	OPERATING UNITS (DESCRIPTION OF SERVICES)
94	73	 Super Service Holdings Grand Rapids, Mich. (Funds managed by Wayzata Investment Partners) William Murnane, Chairman Dan Strong, President and CEO Roger Waddle, COO Larry Carrier, CFO http://superservicellc.com	209,220 250,000	-16.3	NA NA	NA	1,560 NA	1,253 company-owned tractors 14 owner-operator tractors 2,600 trailers	Super Service (dry van and refrigerated TL, dedicated contract carriage)
95	91	 Superior Bulk Logistics Oak Brook Ill. Richard Lewis, Chairman Leonard Fletcher, CEO William O'Donnell, President and COO Timothy McCann, CFO www.superior-carriers.com	207,060 188,278	10.0	5,566 2,050	171.6	1,321 1,300	864 company-owned tractors 218 lease-to-own tractors 1,898 trailers	Superior Carriers, Carry Transit (liquid and dry bulk, intermodal tank container maintenance and management) SuperFlo (transloading, bulk storage) Sanicare Wash Systems (tank cleaning)
96	89	 Maverick USA Little Rock, Ark. Steve Williams, Chairman and CEO Stephen Selig, President and COO John Culp, CFO www.maverickusa.com	200,108 190,658	5.0	NA NA	NA	1,377 1,262	1,011 company-owned tractors 102 owner-operator tractors 1,761 trailers	Maverick Transportation (flatbed, glass, heavy specialized) Maverick Logistics (freight brokerage) Maverick Truck & Trailer Sales (equipment sales)
97	Not Ranked	 Panther Expedited Services Seville, Ohio (Fenway Partners) Andrew Clarke, President and CEO Lou Schneeberger, CFO www.pantherexpedite.com	196,414 NA	NA	NA NA	NA	394 NA	316 owner-operator tractors 392 straight trucks 330 pickups and cargo vans	Panther Expedited Services (expedited dry van and refrigerated TL and LTL, flatbed and heavy specialized, air and ocean forwarding, hazardous materials, warehousing, freight payment)
98	93	 Consolidated Fastrate Inc. Toronto Ron Tepper, Chairman Peter Marshall, President and CEO Manny Calandrino, COO Leonard Wyss, CFO www.fastrate.com	196,021 184,023	6.5	NA NA	NA	1,800 1,600	137 company-owned tractors 72 lease-to-own tractors 400 owner-operator tractors 21 straight trucks 2 pickups and cargo vans 756 trailers 483 container chassis	Consolidated Fastrate (intermodal LTL, warehousing and distribution, transloading, inventory management) Canada Drayage (intermodal drayage, dedicated contract carriage, dry van TL) Koch Transport (dry van TL, dedicated contract carriage) Fastrate Logistics (freight brokerage)

RANK 2010	RANK 2009	COMPANY	REVENUE (000)	% CHANGE	NET INCOME (000)	% CHANGE	EMPLOYEES	EQUIPMENT	OPERATING UNITS (DESCRIPTION OF SERVICES)
99	98	Groendyke Transport Inc. Enid, Okla. John Groendyke, Chairman and CEO Greg Hodgen, President and COO David Schaub, CFO  <small>GROENDYKE TRANSPORT INC.</small> www.groendyke.com	195,090 172,441	13.1	NA NA	NA NA	1,320 1,286	983 company-owned tractors 1,870 trailers	Groendyke Transport (petroleum and chemical tank, liquid and dry bulk, flatbed and heavy specialized)
100	Not Ranked	SLH Transport Kingston, Ontario (Sears Canada) Gord Gillespie, President Brent Fowler, CFO  www.slh.ca	193,595 133,241	45.3	NA NA	NA NA	858 850	291 company-owned tractors 375 owner-operator tractors 3,450 trailers	SLH Transport (dry van TL and LTL, intermodal, dedicated contract carriage)

NOTES:

() Parenthesis indicates losses.

NA means not available or not applicable.

Revenue and net income for Canadian companies is shown in U.S. dollars at the average rate of exchange during the time period listed. For calendar year 2010, it was \$1=C\$1.0305.

KEY:

NYSE is New York Stock Exchange, Nasdaq is Nasdaq National Market, OTCBB is Over-the-Counter Bulletin Board and TSX is Toronto Stock Exchange.

CEO is Chief Executive Officer.

COO is Chief Operating Officer.

CFO is Chief Financial Officer.

Ranking of Top For-Hire Carriers by Sector

RANK	COMPANY	REVENUE (000)		% CHANGE
		2010	2009	
LESS-THAN-TRUCKLOAD				
1	FedEx Freight	\$4,833,000	\$4,038,000	19.7
2	YRC Worldwide	4,238,700	4,811,900	-11.9
3	Con-way Freight	3,075,064	2,623,989	17.2
4	UPS Freight	2,208,000	1,943,000	13.6
5	ABF Freight System	1,533,242	1,384,419	10.7
6	Estes Express Lines	1,502,510	1,304,000	15.2
7	Old Dominion Freight Line	1,318,088	1,245,005	5.9
8	R+L Carriers	1,077,000	960,000	12.2
9	Saia Inc.	836,195	794,000	5.3
10	Averitt Express	824,000	768,345	7.2
11	Lynden Transport	720,000	680,000	5.9
12	Southeastern Freight Lines	633,984	578,425	9.6
13	Vitrans Express	581,594	519,215	12.0
14	TransForce Inc.	509,461	459,151	11.0
15	AAA Cooper Transportation	468,868	420,000	11.6
16	Roadrunner Transportation Services	409,914	316,119	29.7
17	Central Transport International	354,000	342,000	3.5
18	New England Motor Freight	353,600	341,000	3.7
19	Day & Ross Inc.	331,701	N/A	N/A
20	Pitt Ohio	274,496	255,198	7.6
21	Dayton Freight Lines	257,000	206,500	24.5
22	Calyx Transportation Group	232,128	228,714	1.5
23	Central Freight Lines	211,067	207,000	2.0
24	Armour Transport	202,445	N/A	N/A
25	A. Duie Pyle Inc.	202,000	168,000	20.2
26	New Century Transportation	170,000	148,000	14.9
27	Daylight Transport	144,000	128,000	12.5
28	Watkins & Shepard Trucking	135,871	114,461	18.7
29	Oak Harbor Freight Lines	129,000	104,000	24.0
30	Wilson Trucking	125,759	122,162	2.9
31	Ward Trucking	114,849	101,758	12.9
Total Less-Than-Truckload		\$27,473,390	\$25,312,362	8.5

FedEx Freight revenue includes FedEx Custom Critical.

YRC Worldwide revenue includes YRC Inc. and YRC Reimer, New Penn, Holland and Reddaway.

R+L Carriers revenue is estimated by S.J. Consulting and includes R&L Transfer, Gator Freightways, Greenwood Motor Lines and Herder Truck Lines.

Averitt Express revenue includes truckload, intermodal/drayage.

Lynden Transport revenue includes truckload, tank, flatbed/heavy specialized.

Central Transport International, New Century Transportation, Daylight Transport and Oak Harbor Freight Lines revenue is estimated by S.J. Consulting.

Day & Ross Inc. revenue includes truckload, refrigerated, intermodal/drayage.

Calyx Transportation Group revenue includes National Fast Freight, Muir's Cartage Limited, Totalline Transport, Bransam Logistics Services, Kreative Carriers.

Armour Transport revenue is from Hoover's Online.

Watkins & Shepard Trucking revenue includes truckload, flatbed/heavy specialized.

RANK	COMPANY	REVENUE (000)		% CHANGE
		2010	2009	
TANK/BULK				
1	Kenan Advantage Group	\$772,447	\$672,113	14.9
2	Quality Distribution Inc.	686,598	613,609	11.9
3	Trimac Group	579,551	505,000	14.8
4	A&R Logistics	212,000	185,000	14.6
5	Superior Bulk Logistics	207,060	188,278	10.0
6	Groendyke Transport	191,050	168,211	13.6
7	Schneider National Bulk Carriers	175,949	156,550	12.4
8	Ruan Transport Corp.	172,139	220,743	-22.0
9	Foodliner Inc./Quest Logistics	166,885	156,882	6.4
10	Enterprise Transportation Co.	151,341	136,413	10.9
11	Dupré Logistics	124,122	109,254	13.6
12	Tankstar USA	113,815	126,411	-10.0
13	Eagle Transport Corp.	107,355	97,904	9.7
Total Tank/Bulk		\$3,660,311	\$3,336,369	9.7

Schneider National Bulk Carriers revenue is from Bulk Transporter magazine.

Tankstar USA includes Schwerman Trucking, Rogers Cartage, Wheatfield Trucking, Bulk Logistics and North American Bulk Transport.

INTERMODAL/DRAYAGE				
1	J.B. Hunt Intermodal	\$2,141,200	\$1,764,223	21.4
2	Hub Group	1,285,163	1,054,862	21.8
3	Pacer International	1,081,500	1,190,700	-9.2
4	RoadLink	297,000	374,000	-20.6
5	U.S. 1 Industries	210,751	179,732	17.3
6	Consolidated Fastfrate Inc.	196,021	184,023	6.5
7	Bridge Terminal Transport	192,567	224,157	-14.1
8	Evans Network of Cos.	178,730	108,600	64.6
9	Trailer Bridge Inc.	118,186	114,303	3.4
10	Universal Truckload Services	87,877	76,753	14.5
11	Landstar System	70,299	76,346	-7.9
12	C&K Trucking	60,039	N/A	N/A
Total Intermodal/Drayage		\$5,859,294	\$5,347,699	9.6

Hub Group and Pacer International revenue includes rail line haul and drayage services.

U.S. 1 Industries revenue includes truckload, flatbed/heavy specialized.

RANK	COMPANY	REVENUE (000)		% CHANGE
		2010	2009	
TRUCKLOAD				
1	Swift Transportation	\$2,631,000	\$2,338,000	12.5
2	Schneider National Truckload Services	2,350,000	2,043,450	15.0
3	U.S. Xpress Enterprises	1,585,283	1,394,537	13.7
4	Werner Enterprises	1,550,601	1,437,527	7.9
5	Landstar System	1,248,088	990,614	26.0
6	Knight Transportation	730,709	651,721	12.1
7	Crete Carrier Corp.	655,558	644,000	1.8
8	TransForce Inc.	623,969	560,145	11.4
9	Con-way Truckload	569,741	564,071	1.0
10	Celadon Group	541,841	478,895	13.1
11	Heartland Express	499,516	459,539	8.7
12	J.B. Hunt Truck	479,475	446,716	7.3
13	Anderson Trucking Service	443,961	432,726	2.6
14	Covenant Transport	441,829	412,081	7.2
15	CRST Expedited	440,051	395,540	11.3
16	Interstate Distributor Co.	433,174	469,622	-7.8
17	NFI Transportation	401,000	351,000	14.2
18	Mullen Group	380,495	326,071	16.7
19	Universal Truckload Services	370,096	313,573	18.0
20	Groupe Robert	359,059	356,426	0.7
21	Dart Transit Co.	359,000	363,000	-1.1
22	USA Truck	351,966	317,779	10.8
23	Gordon Trucking	320,000	285,000	12.3
24	Mesilla Valley Transportation	298,000	232,000	28.4
25	Bison Transport	291,121	254,118	14.6
26	P.A.M. Transport	290,900	265,100	9.7
27	Challenger Motor Freight	275,226	248,528	10.7
28	Western Express	254,880	N/A	N/A
29	Epes Carriers	247,898	218,434	13.5
30	Fastrax Transportation	234,763	N/A	N/A
31	Cowan Systems	230,321	199,668	15.4
32	Koch Cos.	214,789	226,700	-5.3
33	Paschall Truck Lines	200,845	172,717	16.3
34	Transport America	198,368	186,781	6.2
35	SLH Transport	193,595	133,241	45.3
36	G&P Trucking	188,162	124,529	51.1
37	Super Service	172,270	N/A	N/A
38	Roehl Transport	163,398	139,911	16.8
39	Falcon Transport	157,258	146,000	7.7
40	Clarke Inc.	153,712	149,234	3.0
41	Old Dominion Freight Line	148,100	99,600	48.7

RANK	COMPANY	REVENUE (000)		% CHANGE
		2010	2009	
TRUCKLOAD (cont'd)				
42	TransX	127,162	116,653	9.0
43	CalArk Inc.	120,194	116,000	3.6
44	YRC Glen Moore	109,600	112,400	-2.5
	Total Truckload	\$21,397,814	\$18,935,573	12.9
<p>Swift Transportation revenue is estimated by S.J. Consulting and includes tank/bulk, intermodal/drayage, flatbed/heavy specialized, refrigerated. Schneider National Truckload Services revenue is estimated by S.J. Consulting; includes tank/bulk, intermodal/drayage and refrigerated. U.S. Xpress Enterprises, USA Truck and P.A.M. Transportation Services revenue includes intermodal/drayage. Werner Enterprises revenue includes flatbed/heavy specialized, intermodal/drayage, refrigerated. TransForce Inc., Universal Truckload Services and P.A.M. Transportation Services revenue includes flatbed/heavy specialized. Knight Transportation includes refrigerated, intermodal/drayage. Interstate Distributor Co. revenue includes dedicated, refrigerated, intermodal/drayage and freight. Covenant Transport revenue includes Star Transportation. NFI Transportation revenue is estimated by S.J. Consulting and includes intermodal/drayage. Groupe Robert revenue is from Hoover's Online. Dart Transit Co. revenue includes intermodal/drayage. Gordon Trucking and CalArk Inc. revenue includes refrigerated. Fastrax Transportation revenue includes refrigerated, intermodal/drayage, flatbed/heavy specialized, motor vehicle. Koch Cos. revenue includes dedicated contract carriage, flatbed/heavy specialized, intermodal/drayage.</p>				

PACKAGE/COURIER

1	UPS Inc.	\$29,742,000	\$28,158,000	5.6
2	FedEx Corp.	18,614,000	16,776,000	11.0
3	Purolator Inc.	1,448,777	1,256,245	15.3
4	TransForce Inc.	384,279	258,438	48.7
5	OnTrac	198,000	168,000	17.9
	Total Package/Courier	\$50,387,057	\$46,616,683	8.1

UPS Inc. revenue includes domestic air and ground package delivery.
FedEx Corp. revenue includes FedEx Express, FedEx Ground, FedEx SmartMail and FedEx Home Delivery.
TransForce Inc. revenue includes ICS Courier, Canpar and ATS Retail Solutions.

DEDICATED CONTRACT CARRIAGE

1	J.B. Hunt Dedicated Contract Services	\$906,760	\$757,000	19.8
2	Greatwide Dedicated Transport	655,368	500,000	31.1
3	Ryder Supply Chain Solutions	482,583	470,956	2.5
4	Canada Cartage System	470,645	350,520	34.3
5	Ruan Transport Corp.	418,985	363,350	15.3
6	Cardinal Logistics Management	274,100	257,000	6.7
	Total Dedicated Contract Carriage	\$3,208,442	\$2,698,826	18.9

J.B. Hunt Dedicated Contract Services revenue includes household goods/commercial delivery.
Canada Cartage System revenue includes truckload, LTL, air/expedited, household goods/commercial delivery.

RANK	COMPANY	REVENUE (000)		% CHANGE
		2010	2009	
FLATBED/HEAVY SPECIALIZED				
1	Landstar System	\$744,053	\$642,065	15.9
2	TransForce Inc.	425,036	N/A	N/A
3	United Vision Logistics	373,491	332,620	12.3
4	Mercer Transportation	363,695	282,166	28.9
5	Contrans Group	347,918	327,374	6.3
6	TMC	347,000	324,000	7.1
7	Anderson Trucking Service	332,563	229,664	44.8
8	Greatwide Logistics Services	216,872	N/A	N/A
9	Maverick USA	200,108	190,658	5.0
10	Lone Star Transportation	198,000	205,000	-3.4
11	Acme Truck Line	193,478	117,421	64.8
12	Western Express	168,480	N/A	N/A
13	Boyd Bros. Transportation	160,163	128,939	24.2
14	Transport Investments Inc.	159,728	118,000	35.4
15	CRST Malone	155,904	133,886	16.4
16	Bennett Motor Express	131,949	N/A	N/A
17	Carlisle Transportation Systems	129,000	124,000	4.0
18	Prime Inc.	111,814	100,486	11.3
	Total Flatbed/Heavy Specialized	\$3,816,915	\$3,256,279	17.2

Landstar System revenue includes Landstar Inway and Landstar Ligon.

United Vision Logistics revenue includes Venture Transport Logistics, Ace Transportation, Dynasty Transportation and Texas Hot Shot Co.

Contrans Group revenue includes truckload, tank/bulk, refrigerated.

TMC and Lone Star Transportation revenue is estimated by S.J. Consulting.

Transport Investments Inc. revenue includes American Transport Inc., Greentree Transportation, Aetna Freight Lines and Marathon Transport.

HOUSEHOLD GOODS/COMMERCIAL DELIVERY

1	Sirva Inc.	\$1,731,900	\$1,698,900	1.9
2	UniGroup Inc.	1,520,000	1,600,000	-5.0
3	Atlas World Group	759,998	715,000	6.3
4	Graebel Cos.	266,000	261,000	1.9
5	Suddath Cos.	281,515	255,221	10.3
6	Specialized Transportation Inc.	230,700	230,000	0.3
7	Arpin Van Lines	180,706	169,493	6.6
8	Wheaton Van Lines	160,000	160,000	0.0
9	Bekins Holding Corp.	91,271	91,000	0.3
10	Furniture Transportation Group	82,757	75,849	9.1
	Total Household Goods	\$5,304,847	\$5,256,463	0.9

Sirva Inc. revenue includes Allied Van Lines and North American Van Lines.

UniGroup Inc. revenue includes United Van Lines and Mayflower Transit.

Furniture Transport Group includes Caldwell Freight Lines, MGM Transport, Foothills Trucking and Lance Transport.

RANK	COMPANY	REVENUE (000)		% CHANGE
		2010	2009	
REFRIGERATED				
1	C.R. England Inc.	\$943,555	\$919,092	2.7
2	Prime Inc.	652,251	594,541	9.7
3	Stevens Transport	508,930	479,291	6.2
4	Marten Transport	392,764	396,795	-1.0
5	Frozen Food Express Industries	368,822	373,051	-1.1
6	TransAm Trucking	269,660	267,738	0.7
7	Central Refrigerated Service	346,472	322,103	7.6
8	KLLM Inc.	252,376	260,234	-3.0
9	Comcar Refrigerated	188,000	229,004	-17.9
10	John Christner Trucking	217,000	179,000	21.2
11	Navajo Express	225,000	197,000	14.2
12	Shaffer Trucking	167,409	170,000	-1.5
13	Southern Refrigerated Transportation	162,437	123,624	31.4
14	CanXpress	136,245	139,086	-2.0
	Total Refrigerated	\$4,613,921	\$4,471,559	3.2

C.R. England Inc. revenue includes intermodal/drayage.

Frozen Food Express Industries revenue includes truckload, dedicated contract carriage.

Central Refrigerated Service revenue includes dedicated contract carriage, intermodal/drayage.

John Christner Trucking revenue is estimated by S.J. Consulting.

MOTOR VEHICLE

1	Allied System Holdings	\$528,000	\$463,000	14.0
2	United Road	285,000	198,000	43.9
3	Jack Cooper Transport	275,000	165,600	66.1
4	Cassens Transport	177,714	141,698	25.4
5	The Waggoners Trucking	162,000	122,297	32.5
	Total Motor Vehicle	\$1,427,714	\$1,090,595	30.9

Allied System Holdings revenue is estimated by S.J. Consulting.

The Waggoners Trucking revenue includes flatbed/heavy specialized.

AIR/EXPEDITED

1	FedEx Custom Critical	\$329,000	\$278,000	18.3
2	Forward Air Inc.	321,702	268,800	19.7
3	Towne Air Freight	226,000	160,000	41.3
4	Panther Expedited Services	196,414	185,000	6.2
5	Express-1 Expedited Solutions	141,866	91,814	54.5
6	UPS Express Critical	132,000	105,000	25.7
7	Landstar Express America	120,000	110,000	9.1
	Total Air/Expedited	\$1,466,982	\$1,198,614	22.4

FedEx Custom Critical, UPS Express Critical and Landstar Express America revenue is estimated by S.J. Consulting. Express-1 Expedited Solutions revenue includes Express-1 and Concert Group Logistics.



GET **MORE** FROM YOUR TMS.

We build TMS functionality that more efficiently integrates shippers, manages carriers, monitors order status and services your customers. Our system includes tools that speed the process of picking the right carrier, consolidating LTL orders to full truckloads, scheduling trucks, optimizing routes and lanes and monitoring rates to help you to execute effectively, day after day. Our bottom line is to add more to your bottom line.

Want more from your TMS? Call us today. We'll put tools together that make a real difference to your operations. 1-800-401-6682.

MOVE TO TMW.

TMW[®]
SYSTEMS
www.tmwsystems.com